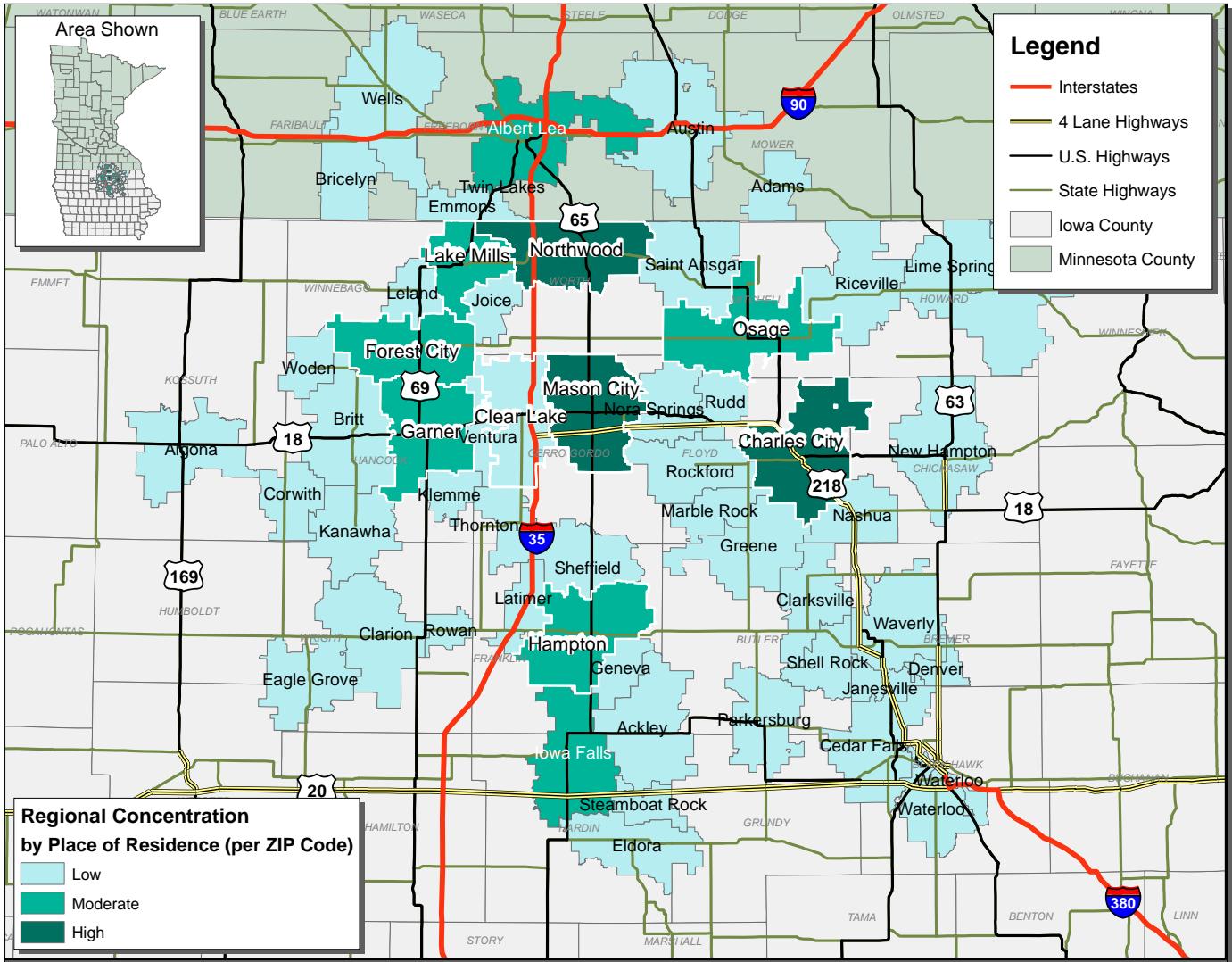


# HEALTHCARE

## NORTH CENTRAL IOWA ALLIANCE REGIONAL LABORSHED AREA

**Concentration of those with transferable experience/skills by place of residence**



Workers who have transferable experience/skills in the industry are currently commuting an average of 10 miles one way for work. Those who are willing to change/accept employment are willing to commute an average of 20 miles one way for the right employment opportunity.

**For More Information Regarding the North Central Iowa Alliance Regional Laborshed, contact:**

Terry Schumaker  
 Economic Development Director  
 North Iowa Area Community College  
 500 College Drive  
 Mason City, IA 50401  
 Phone: 641-422-4170  
 Fax: 641-422-4129  
 E-mail: [schumter@niacc.edu](mailto:schumter@niacc.edu)  
[www.niacc.edu/](http://www.niacc.edu/)

# LABOR CHARACTERISTICS

# HEALTHCARE

## Estimated Potential Available Labor Per Occupational Category:

### Business Operations:

- Administrative Services Managers - 838
- Supervisors - 3,295
- Bill & Account Collectors - 226
- Clerks - 5,482
- Medical Secretaries - 307
- Office & Administrative Support Workers - 1,458

### Healthcare:

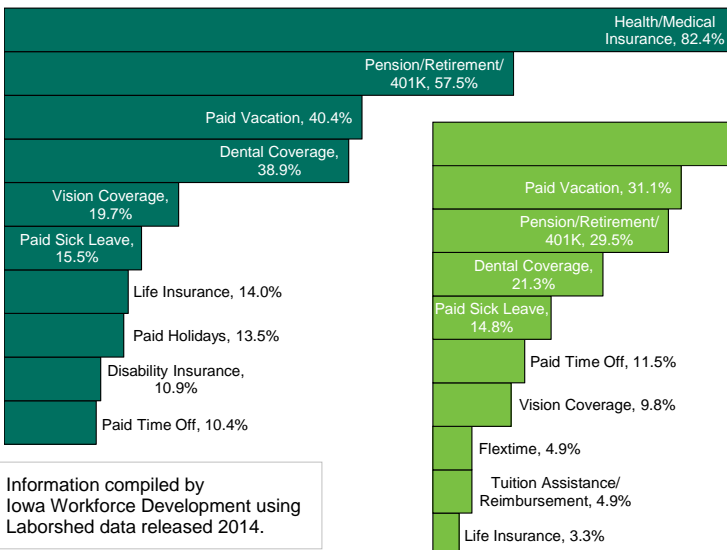
- Medical & Health Services Managers - 1,796
- Child, Family & School Social Workers - 220
- Chiropractors - 98
- Counselors - 317
- Dental Assistants - 309
- Dental Hygienists - 837
- Dietetic Techs - 312
- Dietitians & Nutritionists - 437
- EMTs & Paramedics - 219
- Family & General Practitioners - 100
- Health Diagnosing & Treating Practitioners - 90
- Healthcare Practitioners & Techs, All Other - 321
- Home Health Aides - 623
- Licensed Practical & Vocational Nurses - 1,055
- Massage Therapists - 218
- Medical Assistants - 958
- Medical Records & Health Information Techs - 99
- Medical Transcriptionists - 444
- Medical & Clinical Lab Technologists & Techs - 748
- Nursing Assistants - 1,455
- Occupational Therapists - 99
- Pharmacists - 96
- Pharmacy Aides - 89
- Pharmacy Techs - 525
- Physical Therapist Assistants - 94
- Physical Therapists - 313
- Physicians Assistants - 95
- Physicians & Surgeons - 622
- Radiation Therapists - 94
- Recreational Therapists - 93
- Rehabilitation Counselors - 97
- Respiratory Therapists - 100
- Speech-Language Pathologists - 98
- Social Workers, All Other - 746
- Surgical Technologists - 110

### Hospitality & Support Staff:

- Supervisors - 717
- Bus Drivers - 217
- Cooks - 101
- Dishwashers - 108
- Food Preparation Workers - 439
- Janitors & Cleaners - 1,271
- Laundry & Dry-Cleaning Workers - 311
- Maids & Housekeeping Cleaners - 1,981
- Security Guards - 222

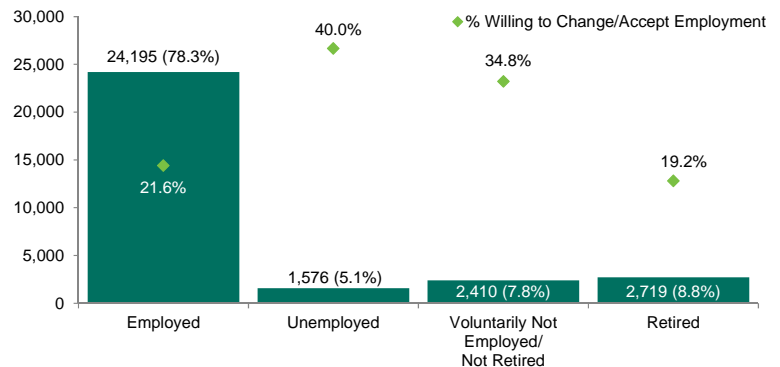
An estimated total of **30,900** people in the Laborshed area

### Current Benefits:



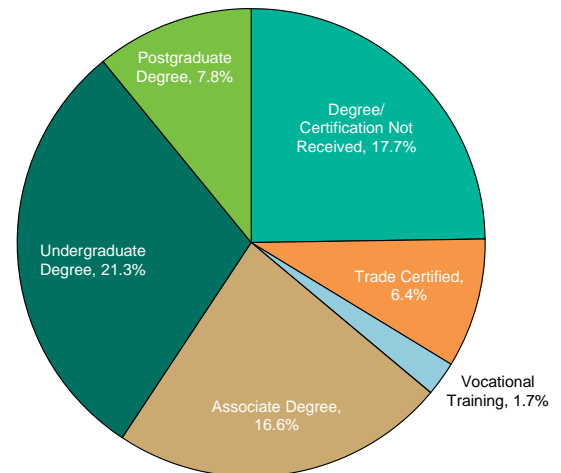
Information compiled by Iowa Workforce Development using Laborshed data released 2014.

## Estimated Total by Employment Status (percentage):



## Educational Level:

(71.5% Have an education beyond high school)



## Workplace Flexibility:

- (by percent of interest)
- Job teams - 78.3%
  - Cross-training - 69.6%
  - Job sharing - 42.0%
  - Varied shifts - 30.4%
  - Temporary work - 50.7%
  - Seasonal work - 47.8%

## Additional Facts:

- 73.6% paid an hourly wage
- 64.7% are/were employed full-time
- 26.8% are/were employed part-time
- 7.1% are/were self-employed
- 13.9% hold two or more jobs
- Currently working an average of 37 hours/week

## Underemployment:

- Total Underemployment - 5.8%
- Low hours - 2.0%
  - Mismatch of skills - 3.4%
  - Low income - 1.7%

IWD only counts individuals once when estimating Total Underemployment.

## Top Advertising Media:

(for those seeking employment opportunities by use)

- Internet - 72.2%
  - [www.monster.com](http://www.monster.com)
  - [www.iowajobs.org](http://www.iowajobs.org)
- Local/Regional Newspapers - 50.9%
  - Globe Gazette - Mason City
  - Charles City Press
  - The Des Moines Register
- IowaWORKS Centers - 21.6%
- Networking through friends, family or acquaintances - 20.5%

# LABOR CHARACTERISTICS

# HEALTHCARE

Occupation	Occupational Code	Mean Wage	Entry Wage	Experienced Wage	Median Wage
Administrative Services Managers	11-3011	\$ 31.67	\$ 21.15	\$ 36.92	\$ 29.68
Anesthesiologists	29-1061	\$ 114.56	\$ 95.86	N.A.	\$ 90.37
Audiologists	29-1181	\$ 42.07	\$ 23.89	\$ 51.17	\$ 32.41
Bill and Account Collectors	43-3011	\$ 13.18	\$ 10.16	\$ 14.69	\$ 12.50
Bus Drivers, School or Special Client	53-3022	\$ 14.17	\$ 8.77	\$ 16.86	\$ 13.57
Cardiovascular Technologists and Technicians	29-2031	\$ 23.34	\$ 16.69	\$ 26.67	\$ 21.98
Child, Family, and School Social Workers	21-1021	\$ 17.51	\$ 12.03	\$ 20.24	\$ 16.25
Chiropractors	29-1011	\$ 37.95	\$ 28.16	\$ 42.85	\$ 38.18
Cooks, Institution and Cafeteria	35-2012	\$ 10.98	\$ 8.94	\$ 12.00	\$ 10.68
Counter Attendants, Cafeteria, Food Concession, and Coffee Shop	35-3022	\$ 8.65	\$ 8.06	\$ 8.95	\$ 8.66
Dental Assistants	31-9091	\$ 17.20	\$ 14.44	\$ 18.58	\$ 17.23
Dental Hygienists	29-2021	\$ 31.88	\$ 27.47	\$ 34.08	\$ 32.41
Diagnostic Medical Sonographers	29-2032	\$ 28.61	\$ 23.67	\$ 31.09	\$ 28.74
Dietitians and Nutritionists	29-1031	\$ 25.37	\$ 19.83	\$ 28.14	\$ 25.09
Dishwashers	35-9021	\$ 8.77	\$ 8.08	\$ 9.12	\$ 8.76
Emergency Medical Technicians and Paramedics	29-2041	\$ 15.80	\$ 10.74	\$ 18.33	\$ 14.76
Family and General Practitioners	29-1062	\$ 109.92	\$ 81.66	N.A.	\$ 90.29
Food Preparation Workers	35-2021	\$ 9.96	\$ 8.07	\$ 10.90	\$ 9.67
Health Diagnosing and Treating Practitioners, All Other	29-1199	\$ 38.14	\$ 27.67	\$ 43.38	\$ 37.85
Health Technologists and Technicians, All Other	29-2099	\$ 18.32	\$ 14.28	\$ 20.34	\$ 17.83
Healthcare Practitioners and Technical Workers, All Other	29-9099	\$ 15.91	\$ 10.03	\$ 18.86	\$ 11.52
Healthcare Social Workers	21-1022	\$ 21.89	\$ 16.48	\$ 24.60	\$ 21.38
Healthcare Support Workers, All Other	31-9099	\$ 14.53	\$ 8.57	\$ 17.50	\$ 14.85
Home Health Aides	31-1011	\$ 11.20	\$ 9.53	\$ 12.04	\$ 11.11
Insurance Claims and Policy Processing Clerks	43-9041	\$ 16.04	\$ 12.43	\$ 17.85	\$ 15.86
Janitors and Cleaners, Except Maids and Housekeeping Cleaners	37-2011	\$ 11.87	\$ 8.17	\$ 13.72	\$ 11.24
Laundry and Dry-Cleaning Workers	51-6011	\$ 11.14	\$ 8.74	\$ 12.35	\$ 10.99
Licensed Practical and Licensed Vocational Nurses	29-2061	\$ 17.49	\$ 15.55	\$ 18.45	\$ 17.24
Magnetic Resonance Imaging Technologists	29-2035	\$ 25.08	\$ 20.59	\$ 27.32	\$ 24.98
Maids and Housekeeping Cleaners	37-2012	\$ 9.67	\$ 8.02	\$ 10.49	\$ 9.26
Medical and Clinical Laboratory Technicians	29-2012	\$ 19.69	\$ 15.51	\$ 21.78	\$ 19.68
Medical and Clinical Laboratory Technologists	29-2011	\$ 26.05	\$ 19.32	\$ 29.42	\$ 26.29
Medical and Health Services Managers	11-9111	\$ 36.10	\$ 24.90	\$ 41.71	\$ 33.66
Medical Assistants	31-9092	\$ 13.90	\$ 10.79	\$ 15.45	\$ 13.76
Medical Equipment Preparers	31-9093	\$ 13.89	\$ 10.40	\$ 15.63	\$ 13.97
Medical Records and Health Information Technicians	29-2071	\$ 15.69	\$ 11.87	\$ 17.60	\$ 15.41
Medical Transcriptionists	31-9094	\$ 16.30	\$ 13.26	\$ 17.81	\$ 16.34
Mental Health and Substance Abuse Social Workers	21-1023	\$ 19.22	\$ 11.28	\$ 23.19	\$ 19.66
Mental Health Counselors	21-1014	\$ 16.68	\$ 10.18	\$ 19.93	\$ 13.44
Nuclear Medicine Technologists	29-2033	\$ 33.84	\$ 30.77	\$ 35.38	\$ 33.34
Nurse Anesthetists	29-1151	\$ 82.64	\$ 59.32	\$ 94.29	\$ 72.41
Nurse Practitioners	29-1171	\$ 43.31	\$ 36.45	\$ 46.74	\$ 43.83
Nursing Assistants	31-1014	\$ 11.66	\$ 10.34	\$ 12.31	\$ 11.23
Obstetricians and Gynecologists	29-1064	\$ 126.83	N.A.	N.A.	\$ 90.00
Occupational Health and Safety Specialists	29-9011	\$ 31.66	\$ 23.89	\$ 35.55	\$ 31.95
Occupational Health and Safety Technicians	29-9012	\$ 20.31	\$ 16.35	\$ 22.29	\$ 19.40
Occupational Therapists	29-1122	\$ 33.28	\$ 24.03	\$ 37.90	\$ 32.81
Occupational Therapy Aides	31-2012	\$ 11.19	\$ 9.41	\$ 12.07	\$ 10.76
Occupational Therapy Assistants	31-2011	\$ 23.01	\$ 17.30	\$ 25.86	\$ 22.96
Opticians, Dispensing	29-2081	\$ 10.96	\$ 8.03	\$ 12.43	\$ 9.77
Optometrists	29-1041	\$ 40.90	\$ 30.42	\$ 46.14	\$ 41.72
Orderlies	31-1015	\$ 12.22	\$ 10.26	\$ 13.21	\$ 11.65
Pharmacists	29-1051	\$ 50.75	\$ 43.86	\$ 54.19	\$ 52.41
Pharmacy Aides	31-9095	\$ 10.47	\$ 8.02	\$ 11.70	\$ 9.05
Pharmacy Technicians	29-2052	\$ 13.59	\$ 10.04	\$ 15.37	\$ 13.43
Phlebotomists	31-9097	\$ 13.44	\$ 10.82	\$ 14.75	\$ 13.11
Physical Therapist Aides	31-2022	\$ 12.31	\$ 8.94	\$ 13.99	\$ 12.38
Physical Therapist Assistants	31-2021	\$ 19.88	\$ 15.77	\$ 21.94	\$ 20.13
Physical Therapists	29-1123	\$ 48.20	\$ 30.01	\$ 57.30	\$ 37.73
Physician Assistants	29-1071	\$ 37.39	\$ 20.90	\$ 45.64	\$ 38.82
Physicians and Surgeons, All Other	29-1069	\$ 101.46	\$ 63.25	\$ 120.57	\$ 90.17
Radiologic Technologists and Technicians	29-2034	\$ 24.18	\$ 18.67	\$ 26.94	\$ 23.27
Recreational Therapists	29-1125	\$ 18.65	\$ 16.56	\$ 19.70	\$ 18.24
Registered Nurses	29-1141	\$ 25.24	\$ 19.12	\$ 28.30	\$ 24.88
Rehabilitation Counselors	21-1015	\$ 16.99	\$ 10.75	\$ 20.10	\$ 15.57
Respiratory Therapists	29-1126	\$ 24.77	\$ 19.32	\$ 27.50	\$ 21.95
Social Workers, All Other	21-1029	\$ 24.05	\$ 13.57	\$ 29.29	\$ 25.61
Speech-Language Pathologists	29-1127	\$ 29.50	\$ 21.61	\$ 33.44	\$ 28.77
Substance Abuse and Behavioral Disorder Counselors	21-1011	\$ 18.53	\$ 11.53	\$ 22.03	\$ 17.89
Surgical Technologists	29-2055	\$ 17.89	\$ 14.80	\$ 19.44	\$ 17.81

The 2013 Iowa Wage data for the North Central Iowa Alliance Regional Laborshed area was produced by the Labor Force & Occupational Analysis Bureau to provide communities local information on wages by occupation. The source of the wage and employment data is based on the May 2012 OES estimates. Additional occupational wage and employment data can be found at <http://iwin.iwd.state.ia.us/iowa/OlmisZine>.