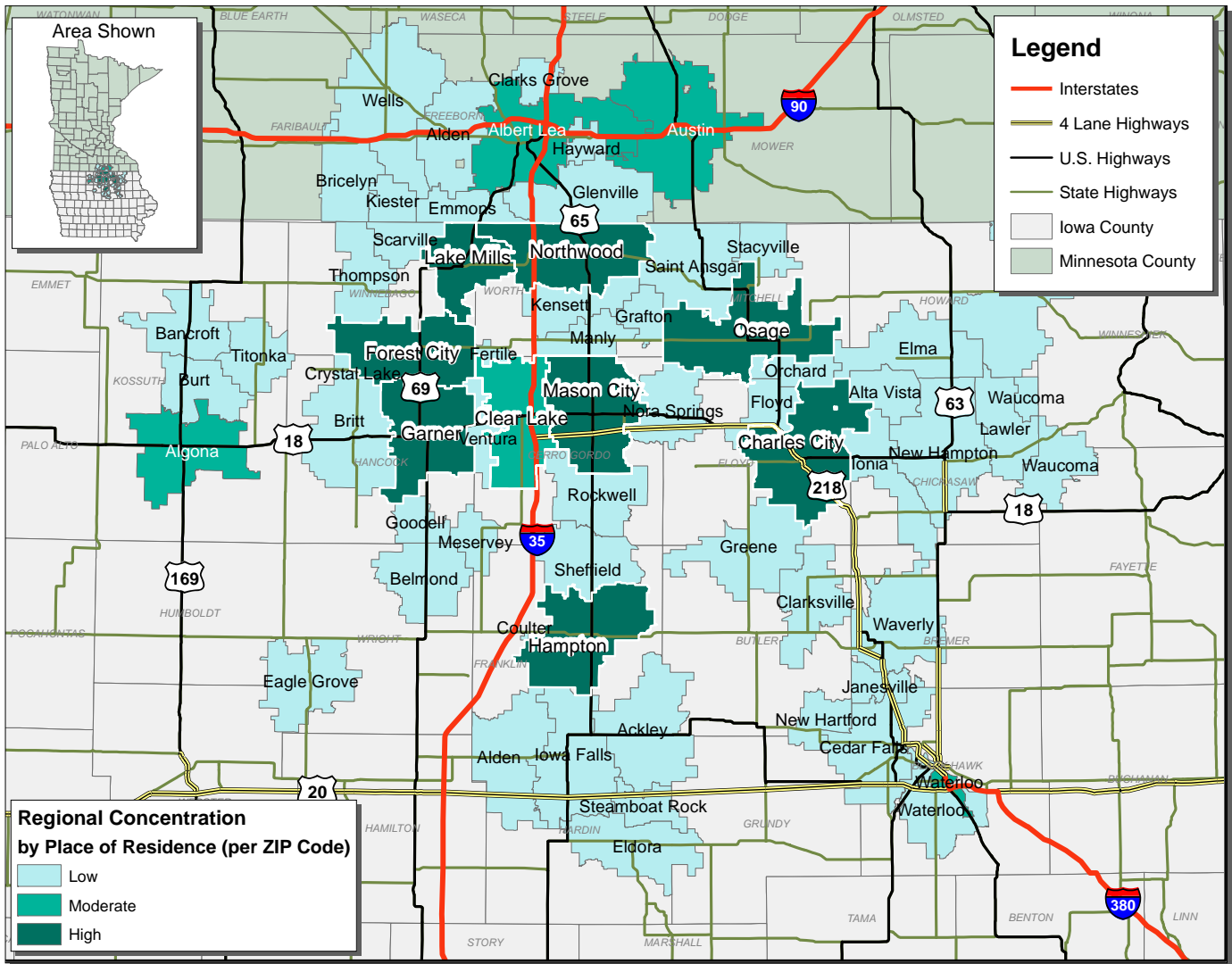


METAL FABRICATION

NORTH CENTRAL IOWA ALLIANCE 2014 REGIONAL LABORSHED AREA

Concentration of those with transferable experience/skills by place of residence



Workers who have transferable experience/skills in the industry are currently commuting an average of 12 miles one way for work. Those who are willing to change/accept employment are willing to commute an average of 26 miles one way for the right employment opportunity.

For More Information Regarding the North Central Iowa Alliance Regional Laborshed, contact:

Terry Schumaker
Economic Development Director
North Iowa Area Community College
500 College Drive
Mason City, IA 50401
Phone: 641-422-4170
Fax: 641-422-4129
E-mail: schumter@niacc.edu
www.niacc.edu/

LABOR CHARACTERISTICS

METAL FABRICATION

Estimated Available Labor Per Occupational Category:

Business Operations:

- Office & Administrative Support Workers, All Other - 1,450
- Production, Planning & Expediting Clerks - 420
- Purchasing Agents - 104
- Shipping & Receiving Clerks - 636
- Stock Clerks - 848

Production:

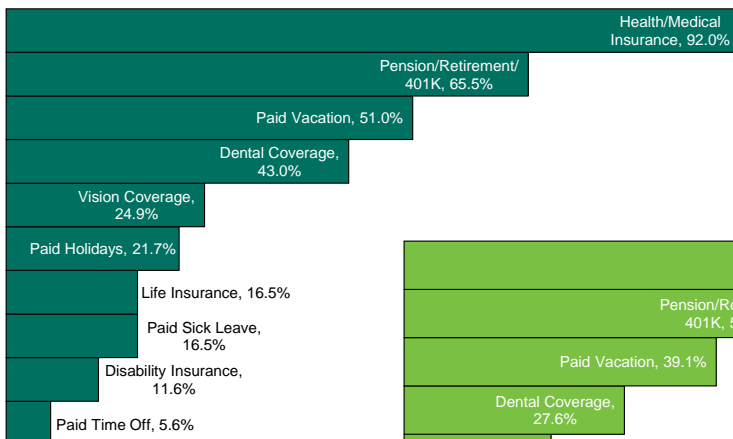
- Managers - 2,088
- Supervisors - 3,751
- Assemblers & Fabricators - 1,875
- Computer-Controlled Machine Operators - 320
- Control & Valve Installers & Repairers - 102
- Cutting, Punching & Press Machine Operators - 106
- Drafters - 317
- Electrical & Electronic Engineering Techs - 202
- Engineering Techs - 423
- Engineers, All Other - 1,344
- Industrial Engineers - 100
- Inspectors - 955
- Installation, Maintenance & Repair Workers - 3,007
- Machinists - 212
- Mechanical Engineers - 108
- Metal Workers & Plastic Workers, All Other - 107
- Milling & Planing Machine Operators - 103
- Mixing & Blending Machine Operators - 109
- Molding, Coremaking & Casting Machine Operators - 210
- Multiple Machine Operators - 1,880
- Plant & System Operators, All Other - 99
- Production Workers, All Other - 8,358
- Tool & Die Makers - 105
- Welders & Welding Machine Operators - 1,448

Material Movers:

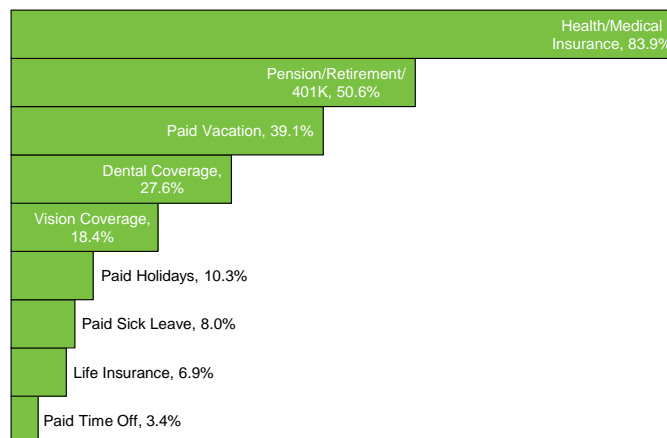
- Supervisors - 742
- Forklift Operators - 315
- Heavy Truck Drivers - 2,938
- Light Truck Drivers - 531
- Transportation Workers, All Other - 110

An estimated total of **35,423** people in the Laborshed area

Current Benefits:

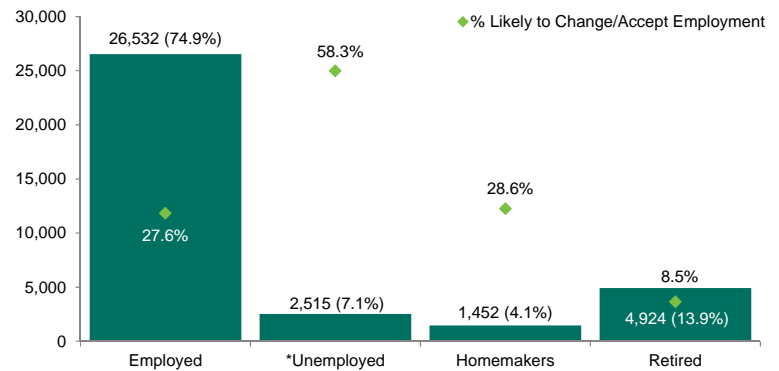


Desired Benefits:



Information compiled by Iowa Workforce Development using Laborshed data released 2014.

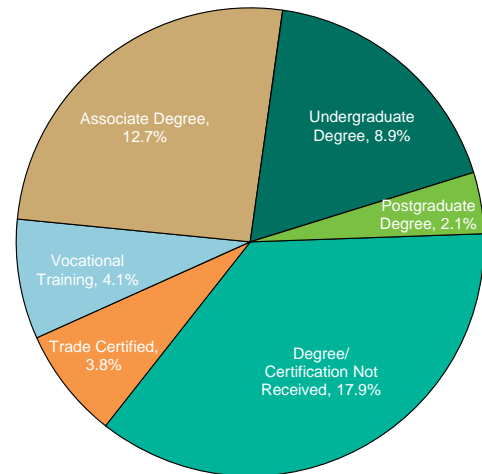
Estimated Total by Employment Status (percentage):



*Employment status is self-identified by the survey respondent. The unemployment percentage does not reflect the unemployment rate published by the U.S. Bureau of Labor Statistics, which applies a stricter definition.

Educational Level:

(49.5% Have an education beyond high school)



Workplace Flexibility:

(by percent of interest)

- Cross-training - 85.9%
- Job teams - 85.9%
- Varied shifts - 42.4%
- Job sharing - 35.9%
- Seasonal work - 48.9%
- Temporary work - 35.5%

Additional Facts:

- 73.8% paid an hourly wage
- 87.6% are/were employed full-time
- 4.7% are/were employed part-time
- 3.5% are/were self-employed
- 9.5% hold two or more jobs
- Currently working an average of 45 hours/week

Underemployment:

Total Underemployment - 6.2%

- Low hours - 0.3%
- Mismatch of skills - 4.7%
- Low income - 1.5%

IWD only counts individuals once when estimating Total Underemployment.

Top Advertising Media:

(for those seeking employment opportunities by use)

- Internet - 69.5%
 - www.iowajobs.org
 - www.monster.com
- Local/Regional Newspapers - 53.3%
 - Globe Gazette - Mason City
- IowaWORKS Centers - 26.8%
- Networking through friends, family or acquaintances - 22.8%

LABOR CHARACTERISTICS

METAL FABRICATION

OCCUPATION	OCCUPATIONAL CODE	MEAN WAGE	ENTRY WAGE	EXPERIENCED WAGE	MEDIAN WAGE	MEAN ANNUAL SALARY
Chemical Equipment Operators and Tenders	51-9011	\$22.40	\$15.34	\$25.93	\$21.89	\$46,589
Coating, Painting, and Spraying Machine Setters, Operators, and Tenders	51-9121	\$15.21	\$12.01	\$16.80	\$15.00	\$31,631
Cutting, Punching, and Press Machine Setters, Operators, and Tenders, Metal and Plastic	51-4031	\$15.61	\$12.69	\$17.08	\$16.05	\$32,476
Engineers, All Other	17-2199	\$30.54	\$21.56	\$35.03	\$27.91	\$63,517
First-Line Supervisors of Helpers, Laborers, and Material Movers, Hand	53-1021	\$24.08	\$16.71	\$27.76	\$22.16	\$50,086
First-Line Supervisors of Production and Operating Workers	51-1011	\$23.59	\$16.64	\$27.06	\$21.85	\$49,057
First-Line Supervisors of Transportation and Material-Moving Machines	53-1031	\$19.12	\$12.86	\$22.25	\$19.57	\$39,765
General and Operations Managers	11-1021	\$35.73	\$14.70	\$46.25	\$29.05	\$74,318
Heavy and Tractor-Trailer Truck Drivers	53-3032	\$18.64	\$12.02	\$21.95	\$16.72	\$38,765
Helpers--Production Workers	51-9198	\$13.26	\$10.11	\$14.84	\$12.49	\$27,581
Industrial Engineering Technicians	17-3026	\$22.93	\$17.55	\$25.62	\$23.93	\$47,687
Industrial Engineers	17-2112	\$34.14	\$24.84	\$38.79	\$33.11	\$71,013
Industrial Machinery Mechanics	49-9041	\$20.22	\$16.59	\$22.03	\$20.37	\$42,053
Industrial Production Managers	11-3051	\$39.04	\$25.99	\$45.57	\$37.72	\$81,213
Industrial Truck and Tractor Operators	53-7051	\$14.91	\$12.19	\$16.26	\$14.13	\$31,003
Inspectors, Testers, Sorters, Samplers, and Weighers	51-9061	\$16.13	\$10.90	\$18.75	\$16.45	\$33,551
Laborers and Freight, Stock, and Material Movers, Hand	53-7062	\$13.03	\$9.33	\$14.88	\$12.88	\$27,108
Light Truck or Delivery Services Drivers	53-3033	\$13.76	\$9.37	\$15.95	\$12.46	\$28,622
Machinists	51-4041	\$15.14	\$11.79	\$16.82	\$14.60	\$31,497
Maintenance and Repair Workers, General	49-9071	\$17.47	\$12.10	\$20.15	\$17.45	\$36,329
Mechanical Drafters	17-3013	\$20.21	\$16.15	\$22.23	\$20.09	\$42,029
Mechanical Engineers	17-2141	\$33.62	\$20.69	\$40.08	\$32.76	\$69,923
Multiple Machine Tool Setters, Operators, and Tenders, Metal and Plastic	51-4081	\$17.42	\$15.76	\$18.26	\$17.28	\$36,243
Office and Administrative Support Workers, All Other	43-9199	\$16.29	\$8.07	\$20.39	\$14.34	\$33,875
Office Clerks, General	43-9061	\$13.72	\$9.86	\$15.65	\$13.46	\$28,542
Prepress Technicians and Workers	51-5111	\$16.52	\$13.31	\$18.12	\$15.88	\$34,356
Production Workers, All Other	51-9199	\$15.28	\$11.50	\$17.16	\$13.77	\$31,772
Production, Planning, and Expediting Clerks	43-5061	\$19.67	\$14.18	\$22.42	\$18.98	\$40,921
Purchasing Agents, Except Wholesale, Retail, and Farm Products	13-1023	\$24.90	\$18.44	\$28.13	\$23.27	\$51,790
Sales Representatives, Wholesale & Manufacturing, Except Technical & Scientific Products	41-4012	\$24.89	\$15.52	\$29.57	\$21.45	\$51,763
Sales Representatives, Wholesale & Manufacturing, Technical & Scientific Products	41-4011	\$36.54	\$22.00	\$43.81	\$33.78	\$76,006
Shipping, Receiving, and Traffic Clerks	43-5071	\$12.64	\$8.96	\$14.48	\$11.56	\$26,293
Team Assemblers	51-2092	\$14.88	\$11.42	\$16.62	\$15.05	\$30,954
Tool and Die Makers	51-4111	\$21.26	\$19.71	\$22.03	\$21.18	\$44,217
Transportation, Storage, and Distribution Managers	11-3071	\$36.48	\$22.91	\$43.26	\$32.23	\$75,868
Water and Wastewater Treatment Plant and System Operators	51-8031	\$18.39	\$13.75	\$20.71	\$18.24	\$38,256
Weighers, Measurers, Checkers, and Samplers, Recordkeeping	43-5111	\$13.35	\$10.79	\$14.63	\$11.80	\$27,765
Welders, Cutters, Solderers, and Brazers	51-4121	\$14.99	\$13.23	\$15.86	\$14.41	\$31,173
Wholesale and Retail Buyers, Except Farm Products	13-1022	\$26.83	\$20.24	\$30.12	\$28.05	\$55,796

The 2014 Iowa Wage data for Iowa Workforce Development Region 2 (which includes: Cerro Gordo, Floyd, Franklin, Hancock, Mitchell, Winnebago and Worth counties) was produced by the Labor Force & Occupational Analysis Bureau to provide communities local information on wages by occupation. The source of the wage and employment data is based on the May 2013 OES estimates. Additional occupational wage and employment data can be found at

<http://iwin.iwd.state.ia.us/iowa/OlmisZine>.