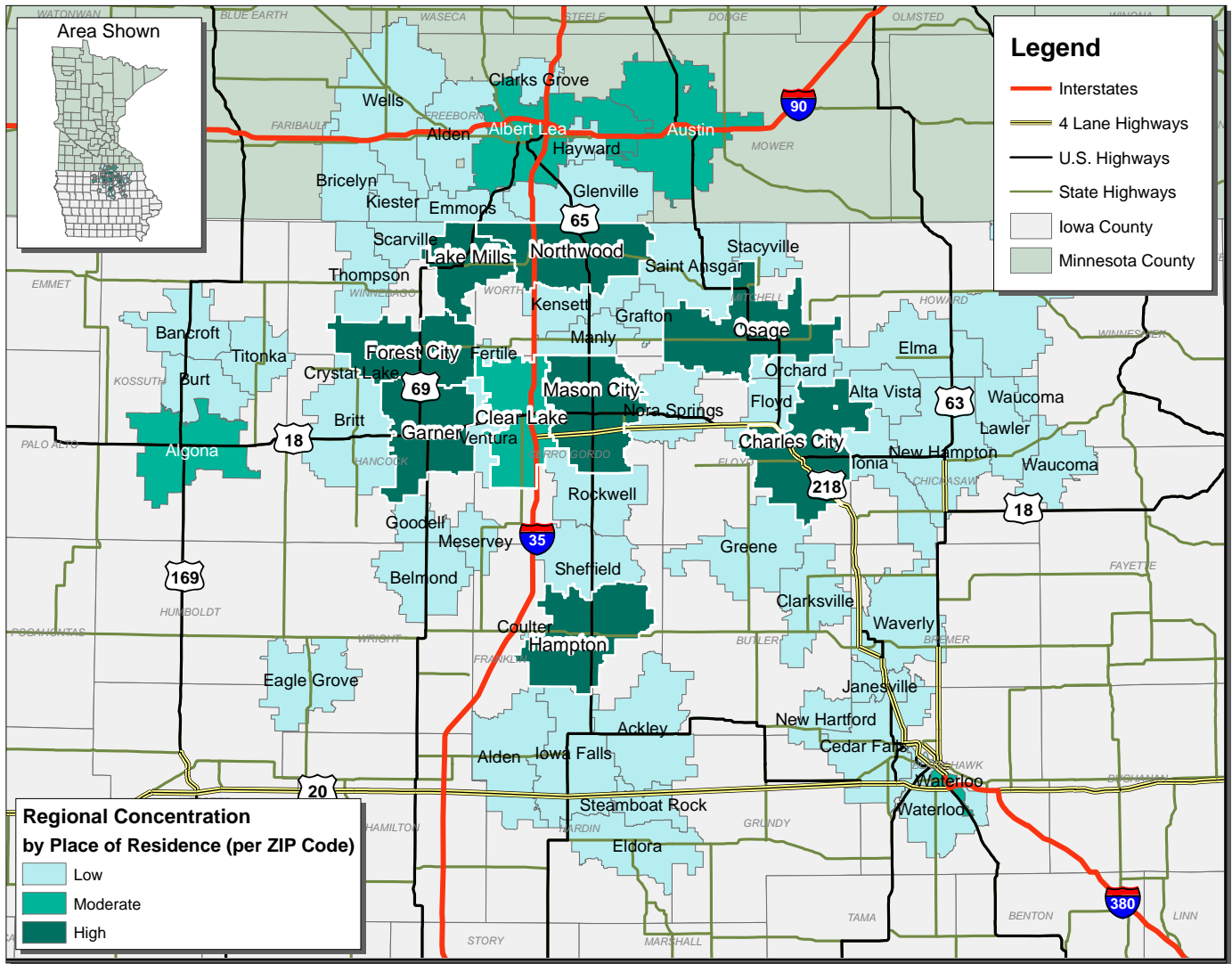


PLASTICS MANUFACTURING

NORTH CENTRAL IOWA ALLIANCE 2014 REGIONAL LABORSHED AREA

Concentration of those with transferable experience/skills by place of residence



Workers who have transferable experience/skills in the industry are currently commuting an average of 12 miles one way for work. Those who are willing to change/accept employment are willing to commute an average of 26 miles one way for the right employment opportunity.

For More Information Regarding the North Central Iowa Alliance Regional Laborshed, contact:

Terry Schumaker
Economic Development Director
North Iowa Area Community College
500 College Drive
Mason City, IA 50401
Phone: 641-422-4170
Fax: 641-422-4129
E-mail: schumter@niacc.edu
www.niacc.edu/

LABOR CHARACTERISTICS

PLASTICS MANUFACTURING

Estimated Potential Available Labor Per Occupational Category: Business Operations:

- Office & Administrative Support Workers, All Other - 1,450
- Production & Planning Clerks - 420
- Purchasing Agents - 105
- Shipping & Receiving Clerks - 636
- Stock Clerks - 848

Production:

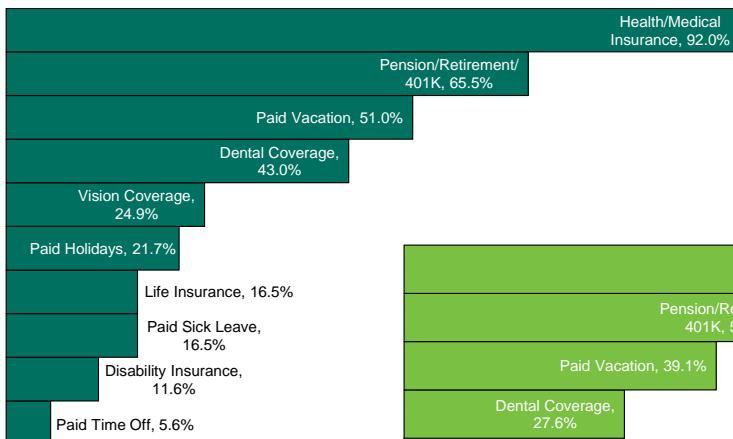
- Managers - 2,089
- Supervisors - 3,750
- Assemblers & Fabricators - 1,875
- Computer-Controlled Machine Operators - 320
- Control & Valve Installers & Repairers - 104
- Cutting, Punching & Press Machine Operators - 108
- Drafters, All Other - 317
- Electrical & Electronic Engineering Techs - 211
- Engineering Techs - 423
- Engineers, All Other - 1,344
- Industrial Engineers - 100
- Inspectors - 954
- Installation, Maintenance & Repair Workers, All Other - 1,663
- Machinists - 209
- Maintenance & Repair Workers, General - 1,340
- Mechanical Engineers - 110
- Metal Workers & Plastic Workers, All Other - 103
- Milling & Planing Machine Operators - 102
- Mixing & Blending Machine Operators - 111
- Molding, Coremaking & Casting Machine Operators - 213
- Multiple Machine Operators - 1,878
- Plant & System Operators - 109
- Production Workers, All Other - 8,351
- Tool & Die Makers - 107
- Welders & Welding Machine Operators - 1,448

Material Movers:

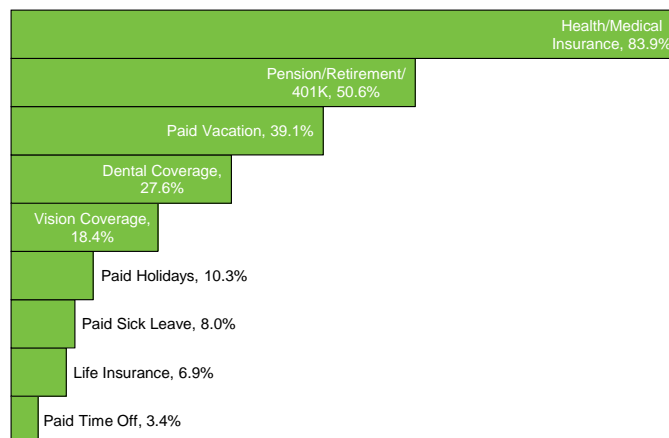
- Supervisors - 742
- Forklift Operators - 319
- Heavy Truck Drivers - 2,938
- Light Truck Drivers - 529
- Transportation Workers, All Other - 97

An estimated total of **35,423** people
in the Laborshed area

Current Benefits:

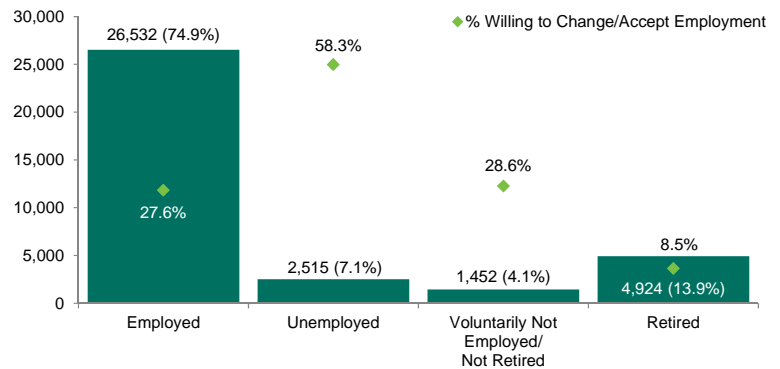


Desired Benefits:



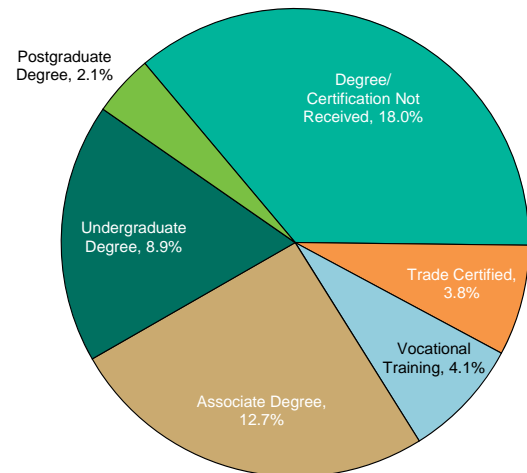
Information compiled by
Iowa Workforce Development using
Laborshed data released 2014.

Estimated Total by Employment Status (percentage):



Educational Level:

(49.6% Have an education beyond high school)



Workplace Flexibility:

(by percent of interest)

- Cross-training - 85.9%
- Job teams - 85.9%
- Varied shifts - 42.4%
- Job sharing - 35.9%
- Seasonal work - 48.9%
- Temporary work - 35.5%

Additional Facts:

- 73.8% paid an hourly wage
- 87.6% are/were employed full-time
- 4.7% are/were employed part-time
- 9.5% hold two or more jobs
- Currently working an average of 45 hours/week

Underemployment:

Total Underemployment - 6.2%

- Low hours - 0.3%
- Mismatch of skills - 4.7%
- Low income - 1.5%

IWD only counts individuals once when estimating Total Underemployment.

Top Advertising Media:

(for those seeking employment opportunities by use)

- Internet - 69.5%
 - www.iowajobs.org
 - www.monster.com
- Local/Regional Newspapers - 53.3%
 - *Globe Gazette* - Mason City
 - *Charles City Press*
 - *The Des Moines Register*
- Iowa WORKS Centers - 26.8%
- Networking through friends, family or acquaintances - 22.8%

LABOR CHARACTERISTICS

PLASTICS MANUFACTURING

Occupation	Occupational Code	Mean Wage	Entry Wage	Experienced Wage	Median Wage	Mean Annual Wage
Cutting, Punching, and Press Machine Setters, Operators, and Tenders, Metal and Plastic	51-4031	\$ 15.61	\$ 12.69	\$ 17.08	\$ 16.05	\$ 32,476
Electricians	47-2111	\$ 21.19	\$ 14.46	\$ 24.56	\$ 20.53	\$ 44,082
Engineers, All Other	17-2199	\$ 30.54	\$ 21.56	\$ 35.03	\$ 27.91	\$ 63,517
Executive Secretaries and Executive Administrative Assistants	43-6011	\$ 18.60	\$ 13.23	\$ 21.28	\$ 17.59	\$ 38,681
First-Line Supervisors of Helpers, Laborers, and Material Movers, Hand	53-1021	\$ 24.08	\$ 16.71	\$ 27.76	\$ 22.16	\$ 50,086
First-Line Supervisors of Mechanics, Installers, and Repairers	49-1011	\$ 26.09	\$ 18.62	\$ 29.83	\$ 24.17	\$ 54,271
First-Line Supervisors of Production and Operating Workers	51-1011	\$ 23.59	\$ 16.64	\$ 27.06	\$ 21.85	\$ 49,057
First-Line Supervisors of Transportation and Material-Moving Machines	53-1031	\$ 19.12	\$ 12.86	\$ 22.25	\$ 19.57	\$ 39,765
Heavy and Tractor-Trailer Truck Drivers	53-3032	\$ 18.64	\$ 12.02	\$ 21.95	\$ 16.72	\$ 38,765
Helpers--Production Workers	51-9198	\$ 13.26	\$ 10.11	\$ 14.84	\$ 12.49	\$ 27,581
Industrial Engineering Technicians	17-3026	\$ 22.93	\$ 17.55	\$ 25.62	\$ 23.93	\$ 47,687
Industrial Engineers	17-2112	\$ 34.14	\$ 24.84	\$ 38.79	\$ 33.11	\$ 71,013
Industrial Machinery Mechanics	49-9041	\$ 20.22	\$ 16.59	\$ 22.03	\$ 20.37	\$ 42,053
Industrial Production Managers	11-3051	\$ 39.04	\$ 25.99	\$ 45.57	\$ 37.72	\$ 81,213
Industrial Truck and Tractor Operators	53-7051	\$ 14.91	\$ 12.19	\$ 16.26	\$ 14.13	\$ 31,003
Inspectors, Testers, Sorters, Samplers, and Weighers	51-9061	\$ 16.13	\$ 10.90	\$ 18.75	\$ 16.45	\$ 33,551
Laborers and Freight, Stock, and Material Movers, Hand	53-7062	\$ 13.03	\$ 9.33	\$ 14.88	\$ 12.88	\$ 27,108
Light Truck or Delivery Services Drivers	53-3033	\$ 13.76	\$ 9.37	\$ 15.95	\$ 12.46	\$ 28,622
Machinists	51-4041	\$ 15.14	\$ 11.79	\$ 16.82	\$ 14.60	\$ 31,497
Maintenance and Repair Workers, General	49-9071	\$ 17.47	\$ 12.10	\$ 20.15	\$ 17.45	\$ 36,329
Managers, All Other	11-9199	\$ 37.75	\$ 18.12	\$ 47.56	\$ 28.96	\$ 78,511
Mechanical Engineers	17-2141	\$ 33.62	\$ 20.69	\$ 40.08	\$ 32.76	\$ 69,923
Mixing and Blending Machine Setters, Operators, and Tenders	51-9023	\$ 18.06	\$ 13.36	\$ 20.40	\$ 19.44	\$ 37,560
Multiple Machine Tool Setters, Operators, and Tenders, Metal and Plastic	51-4081	\$ 17.42	\$ 15.76	\$ 18.26	\$ 17.28	\$ 36,243
Prepress Technicians and Workers	51-5111	\$ 16.52	\$ 13.31	\$ 18.12	\$ 15.88	\$ 34,356
Production Workers, All Other	51-9199	\$ 15.28	\$ 11.50	\$ 17.16	\$ 13.77	\$ 31,772
Production, Planning, and Expediting Clerks	43-5061	\$ 19.67	\$ 14.18	\$ 22.42	\$ 18.98	\$ 40,921
Purchasing Agents, Except Wholesale, Retail, and Farm Products	13-1023	\$ 24.90	\$ 18.44	\$ 28.13	\$ 23.27	\$ 51,790
Sales Representatives, Wholesale and Manufacturing, Except Technical and Scientific Products	41-4012	\$ 33.92	\$ 17.62	\$ 42.07	\$ 30.05	\$ 70,554
Sales Representatives, Wholesale and Manufacturing, Technical and Scientific Products	41-4011	\$ 14.83	\$ 10.18	\$ 17.15	\$ 13.30	\$ 30,841
Secretaries and Administrative Assistants, Except Legal, Medical, and Executive	43-6014	\$ 13.90	\$ 9.38	\$ 16.16	\$ 13.22	\$ 28,917
Shipping, Receiving, and Traffic Clerks	43-5071	\$ 12.64	\$ 8.96	\$ 14.48	\$ 11.56	\$ 26,293
Stock Clerks and Order Fillers	43-5081	\$ 9.51	\$ 8.12	\$ 10.21	\$ 8.87	\$ 19,782
Team Assemblers	51-2092	\$ 14.88	\$ 11.42	\$ 16.62	\$ 15.05	\$ 30,954
Tool and Die Makers	51-4111	\$ 21.26	\$ 19.71	\$ 22.03	\$ 21.18	\$ 44,217
Transportation, Storage, and Distribution Managers	11-3071	\$ 36.48	\$ 22.91	\$ 43.26	\$ 32.23	\$ 75,868
Weighers, Measurers, Checkers, and Samplers, Recordkeeping	43-5111	\$ 13.35	\$ 10.79	\$ 14.63	\$ 11.80	\$ 27,765
Welders, Cutters, Solderers, and Brazers	51-4121	\$ 14.99	\$ 13.23	\$ 15.86	\$ 14.41	\$ 31,173

The 2014 Iowa Wage data for the Iowa Workforce Development Region 2 service area was produced by the Labor Force & Occupational Analysis Bureau to provide communities local information on wages by occupation. The source of the wage and employment data is based on the May 2013 OES estimates. Additional occupational wage and employment data can be found at <http://iwin.iwd.state.ia.us/iowa/OlmisZine>.